











Year 2: Textiles Knowledge Mat

Subject Specific Vocabulary		Finishing Techniques	Important knowledge about templates and joining techniques
fray	To unravel or become worn at the edges.	<div><div>Textile paints – glitter</div></div> <div><div>Textile paints – raised</div></div> <div><div>Adding sequins and shiny fabrics</div></div> <div><div>Fabric crayons</div></div>	<input type="checkbox"/> I know how to thread a needle.
embroider	To decorate fabric with stitches.		<input type="checkbox"/> I know how to sew fabrics using a running stitch.
layer	A thickness of some material (one of several).		<input type="checkbox"/> I know how to join fabrics using glue and stapling.
embellish	To make something more attractive by adding decorative details or features.		<input type="checkbox"/> I know how to thread buttons and beads.
pattern	A repeated decorative design.		<input type="checkbox"/> I can make and use a template to cut my fabric.
criteria	A standard for evaluating something.	Joining Techniques	<input type="checkbox"/> I can use my knowledge to design a wall hanging.
template	A shape, drawn to help cutting out.	<div><div>Gluing</div></div> <div><div>Stapling</div></div> <div><div>Safety pin</div></div> <div><div>Pinning</div></div> <div><div>Sewing</div></div> <div></div>	<input type="checkbox"/> I know the joining techniques and embellishments I am going to use.
mock up	A model which allows us to try out ideas.		<input type="checkbox"/> I decorate my wall hanging by securely joining embellishments.
measure	The size of something.		<input type="checkbox"/> I know and choose the right tools.
evaluate	To judge how a product meets a chosen criteria.		<input type="checkbox"/> I know how well my wall hanging meets the design criteria.