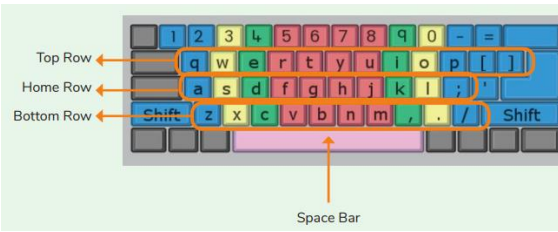
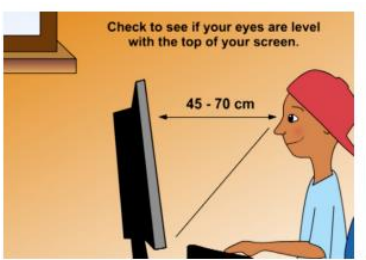





Year 3: Google Classroom and Touch Typing

Subject Specific Vocabulary			Important knowledge
Google Classroom	A learning platform.		<input type="checkbox"/> I can log in and out of Google and explain why it is important.
Google Docs	A word processing app.		<input type="checkbox"/> I have been introduced to typing terminology.
screenshot	A captured image of the screen.		<input type="checkbox"/> I know the correct way to sit at a keyboard.
Posture	The correct way to sit at a computer.		<input type="checkbox"/> I can learn how to use the home, top and bottom row keys.
Keys	Buttons that are pressed on a computer keyboard or typewriter. These can be described by their position; bottom row, top row and home row (middle row).		<input type="checkbox"/> I can practise typing with the left and right hand.
Space bar	The bar at the bottom of the keyboard.		<input type="checkbox"/> I can edit Google Docs.
Password	A secret word made up of letters, numbers and symbols.	 Google Classroom	
Typing	The action or skill of writing something by means of a typewriter or in this case a computer.		
Log in	To put in your username and password, to access your personal account.		
Log out	To lock your account.	cus Educat	