





# Year 4: Spring Knowledge Mat

Subject Specific Vocabulary		Stitching Techniques	Important knowledge
<b>tone</b>	The lightness or darkness of a colour.	 <p>Running Stitch</p>  <p>Applique</p>	<input type="checkbox"/> I know about the history of the Bayeux Tapestry.
<b>shade</b>	Adding black to a colour to make it darker.		<input type="checkbox"/> I know about the history of the Bayeux Tapestry.
<b>mood</b>	The atmosphere and feelings that are communicated in a painting.		<input type="checkbox"/> I know how to thread and secure a needle.
<b>landscape</b>	Paintings or drawings of a place.		<input type="checkbox"/> I can use a running stitch to experiment with different embroidery effects.
<b>border</b>	a band or a band around the edge of something.	<b>Bayeux Tapestry</b>	<input type="checkbox"/> I can create a design with bold applique shapes and embroidery effects, inspired by the Bayeux Tapestry.
<b>Bayeux Tapestry</b>	The tapestry is a piece of embroidery that tells the story of the events surrounding the conquest of England by the duke of Normandy in 1066.	 	<input type="checkbox"/> I can create templates for my applique shapes
<b>embroidery</b>	The art or process of creating decorative designs with hand or machine stitching.		<input type="checkbox"/> I choose colours for applique shapes carefully.
<b>running stitch</b>	A simple style of sewing in a straight line with no overlapping.		<input type="checkbox"/> I can cut applique shapes out with smooth edges.
<b>transfer</b>	Move something from one thing to another.		<input type="checkbox"/> I can pin and sew the applique shapes onto the background.
<b>applique</b>	A type of textiles work where small pieces of cloth are sewn or stuck onto larger pieces.		<input type="checkbox"/> I can use fabric pens to draw around templates and add more detail.
			<input type="checkbox"/> I can use running stitches to create embroidery effects.