




Year 2: Spring Knowledge Mat

Subject Specific Vocabulary		Drawing and Texture	Important knowledge	
pattern	A repeated design using lines, shapes or colours.		<input type="checkbox"/> I can use mathematical shapes to help create observational drawings.	
shape	The atmosphere in a piece of work and the feeling expressed.		<input type="checkbox"/> I can add 3D and depth to my drawings through cross-hatching and shading.	
print	A practical method or process used to create a piece of art.		<input type="checkbox"/> I can add colour to develop my drawings.	
texture	How something feels when it is touched.			
line	A mark that is made on a surface. This can be straight, wavy or curly.	Jewellery Inspiration	<input type="checkbox"/> I can use cardboard,, paper and string to create my jewellery.	
cross-hatching	Two layers of lines at diagonals to create a mesh-like pattern.		<input type="checkbox"/> I can create repeating patterns on clay.	
art deco	A style of design that was popular in the 1920s and 1930s.			
knead	Working into the clay with your hands.			<input type="checkbox"/> I can use mod-roc to create a base for my jewellery.
sculpt	Create something by carving or moulding clay.			<input type="checkbox"/> I can create a range of embellishments, experimenting with different techniques and materials.
carve	To decorate or make something by cutting or chipping.			