










Year 4: Robot Town, Commands and Directions

Subject Specific Vocabulary

mirad/mira	look		cantad/ canta		el estadio
escuchad/ escucha	listen				la carnicería
repetid/ repite	repeat		el café		el cine
levantaos/ levántate	stand up				la panadería
sentaos/ siéntate	sit down				el restaurante
contad/ cuenta	count				la farmacia
enseñadme/ enséñame	show me				el supermercado
¿Dónde está....?	where is...?				la escuela
Aquí está...	here is...				

Important knowledge about Robot Town and Commands

- ☐ Verbs in Spanish have different endings depending on who you are talking to.
For example:
Everyone look = mirad
One person look = mira
 - ☐ When speaking and writing in Spanish, you need to include the 'la' or 'el', which means 'the'. Even though in English we would say 'school' not 'the school'.
 - ☐ Most Spanish shops shut for an hour or two in the afternoons because people have a siesta – a short nap. Children come home from school too!
-
- ❖ I can listen to and say action commands using correct pronunciation.
 - ❖ I can write action commands in a sentence.
 - ❖ I can read places in a town, including using masculine and feminine nouns.
 - ❖ I can give the simple direction "here" to describe where a place is in Spanish
 - ❖ I can ask "where is...?" in Spanish.
 - ❖ I can read and understand simple sentences around and about a town.