




# Year 3: Cricket

Subject Specific Vocabulary		Important Information	Important knowledge
<b>agility</b>	Moving fast in different directions.	 <p>To score in Kwik cricket you must swap places with your partner.</p>  <p>In Kwik cricket it essential to have 2 wicket keepers.</p>  <p>A small plastic ball is used.</p>	<input type="checkbox"/> I know the correct technique to strike a ball.
<b>body position</b>	How your body looks when performing.		<input type="checkbox"/> I know the correct technique to strike a ball.
<b>tension</b>	Using strength in a technique.		<input type="checkbox"/> I can perform a cricket strike with a moving ball, changing my body position.
<b>support</b>	To help someone during a task.		<input type="checkbox"/> I can perform a bowl using the correct technique.
<b>footwork</b>	How your feet move during a skill.		<input type="checkbox"/> I can strike a moving ball using accuracy.
<b>javelin</b>	Long, light lube-like item that is thrown as a competition.		<input type="checkbox"/> I know when to change the amount of power to strike a ball.
<b>technique</b>	How you perform a skill.		<input type="checkbox"/> I know the 'out' rule of quick cricket.
<b>arm extension</b>	The way your arms move when throwing a piece of equipment.		<input type="checkbox"/> I can perform as a batter, wicket keeper, fielder and deep fielder.
<b>wedge</b>	A 12cm tall object to jump over when performing speed bounce.		<input type="checkbox"/> I can perform as part of a team in quick cricket.
<b>placement</b>	Where you put a part of your body to perform skills.		<input type="checkbox"/> I can perform as part of a team when creating a tactic.
		<input type="checkbox"/> I know when to communicate with a partner to run or not.	
		<input type="checkbox"/> I can perform a sprint run with a partner.	