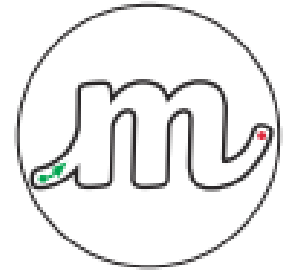










The Letter 'm'

Whoosh in and then down.
Up, over and back to the ground.
Up, over and down again.
Add a flick to finish your **m**!



Find the letter **m** in the words below and draw a circle around them. Using your finger, draw the letter **m** in the air.

			
lemon	swim	lamp	pumpkin
			
monkey	map	mud	moat

Now carefully write out six lines of the letter 'm'.

Handwriting practice lines for the letter 'm'. Each line contains a series of 'm' characters for tracing, with the first line starting with a small 'm' and the subsequent lines starting with larger 'm' characters. The lines are separated by dashed blue lines.