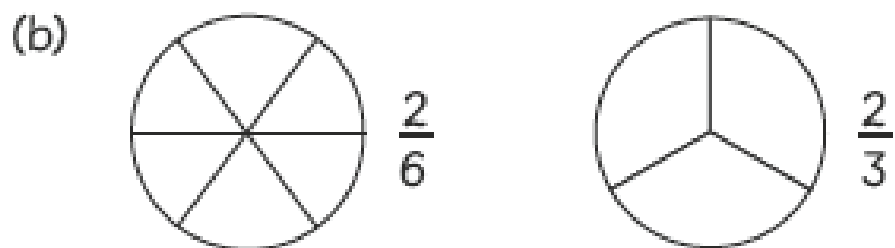


- 1** Colour the parts to show each fraction.  
Fill in the blanks.



is greater than .

is smaller than .




is greater than .


is smaller than .


Top tip - draw out three bars, or use three equal sized piece of paper and fold them into the correct size.

**2** Arrange the fractions in order. Start with the smallest.

(a)


  
 $\frac{1}{3}$


  
 $\frac{1}{5}$


  
 $\frac{1}{4}$

smallest

(b)

  
 $\frac{4}{5}$

  
 $\frac{4}{4}$

  
 $\frac{4}{6}$

smallest